FLUCOM ITALY

SANDWICH BODIES FOR CONCATENATED ASSEMBLING
CFT series (CETOP R35 H-4.2-4-03)

13.000

01.15

It is a series of blocks for sandwich assembling on connection surface CETOP R35 H-4.2-4-03, available in several executions for two or three way valve size 20 and 30, they offer a wide range uses.
Here are rappresented the standard versions without the respective valves which may be supplied on request.

P and T line regulation and interception.

Connecting scheme	Type	Valve cavity	Ordering code
Circuit **01** valve between P and T (2-1) 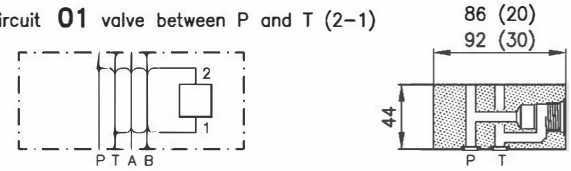	**20 CFT 01**	S 20/2	28 147 240
	30 CFT 01	S 30/2	38 147 240
Circuit **61** valve between P and T (1-2)	**30 CFT 61**	S 30/2	38 147 262
Circuit **17** valves in pipe P (High/Low) 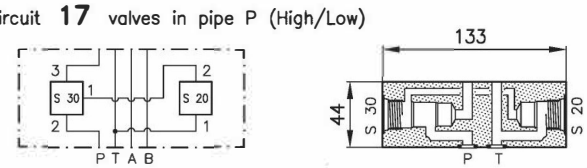	**30 CFT 17** (Page 13.355)	S 20/2 S 30/3	38 147 268
Circuit **18P** valves in pipe P 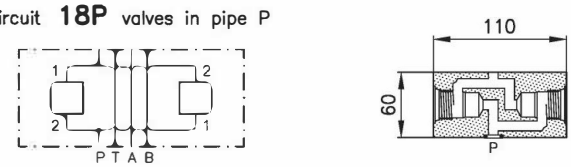	**30 CFT 18P**	S 30/2	38 147 252
Circuit **18T** valves in pipe T 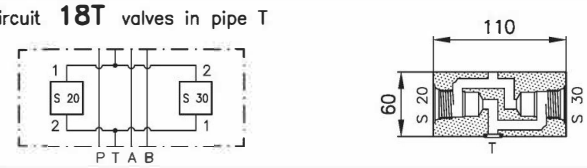	**30 CFT 18T**	S 20/2 S 30/2	38 147 256
Circuit **58** valve in pipe P (2-1) 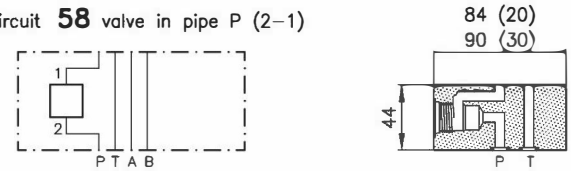	**20 CFT 58**	S 20/2	28 147 259
	30 CFT 58	S 30/2	38 147 259
Circuit **59** valve in pipe P (1-2) 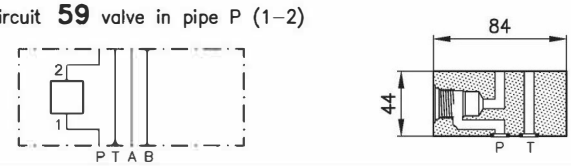	**20 CFT 59**	S 20/2	28 147 260
Circuit **60** valve in pipe T 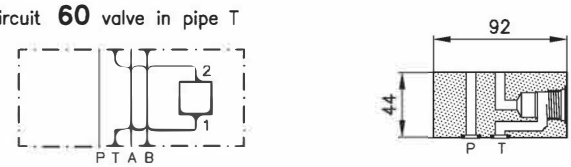	**30 CFT 60**	S 30/2	38 147 261

13_000

13

Hidráulica Rogimar, S.A.
Francesc Layret, 6 Nave 5 .. 08750 - Molins de Rei - Barcelona
+34 93 473 57 70 / info@hidraulicarogimar.com / www.hidraulicarogimar.com

It is a series of blocks for sandwich assembling on connection surface CETOP R35 H-4.2-4-03, available in several executions for two or three way valves in size 20 and 30, they offer a wide range of uses.
Here are rappresented the standard version without the respective valves, which may be supplied separately.

P and T line regulation and interception.

Connecting scheme	Type	Valve cavity	Ordering code
Circuit **47** valve and orifice in pipe T 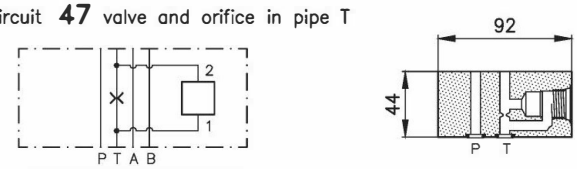	**30 CFT 47**	S 30/2	38 147 257
Circuit **07** for pressure reducing valve on P 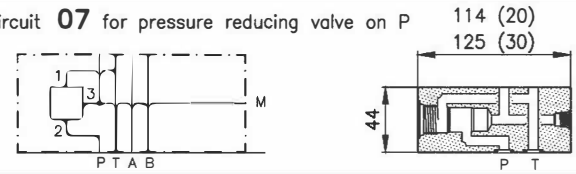	**20 CFT 07**	S 20/3	28 147 247
	30 CFT 07	S 30/3	38 147 244
Circuit **20** with priority on P and excee di i T ngr 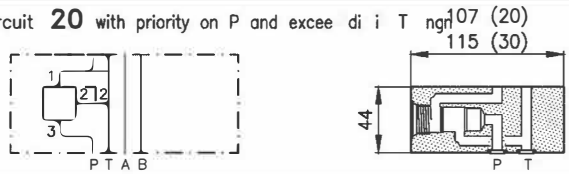	**20 CFT 20**	S 20/3	28 147 265
	30 CFT 20	S 30/3	38 147 254
Circuit **24** overcenter on T 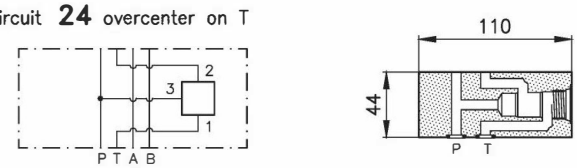	**30 CFT 24**	S 30/3	38 147 255

13

A and B line regulation and interception.

Connecting scheme	Type	Valve cavity	Ordering code
Circuit **65** valve between A-B and T (Floating System) 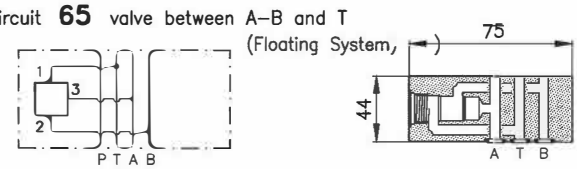	**30 CFT 65** (P age 3.350)	S 30/3	38 147 267
Circuit **02** valves between A-B and T 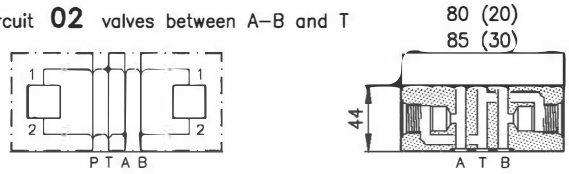	**20 CFT 02**	S 20/2	28 147 243
	30 CFT 02	S 30/2	38 147 243
Circuit **02/A** valve between A and T 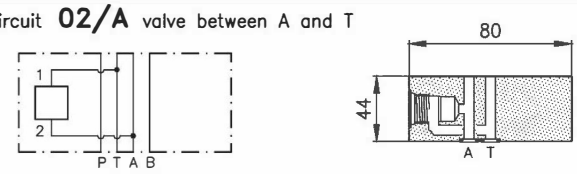	**30 CFT 02/A**	S 30/2	38 147 263

13_001

It is a series of blocks for sandwich assembling on connection surface CETOP R35 H-4.2-4-03, available in several executions for two or three way valves in size 20 and 30, they offer a wide range of uses.
Here are rappresented the standard version without the respective valves, which may be supplied separately.

A and B line regulation and interception.

Connecting scheme	Type	Valve cavity	Ordering code
Circuit **02/B** valve between B and T 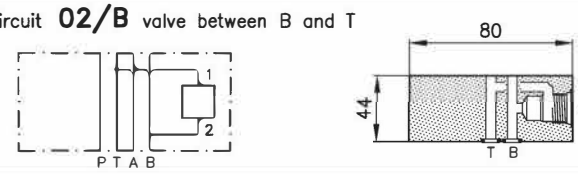	**30 CFT 02/B**	S 30/2	38 147 264
Circuit **03** valves between A and B 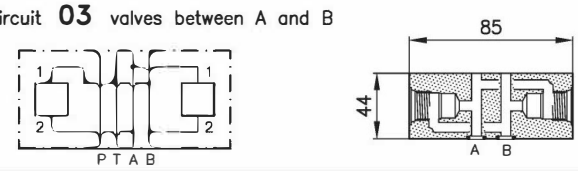	**30 CFT 03**	S 30/2	38 147 242
Circuit **03/A** valve between A and B 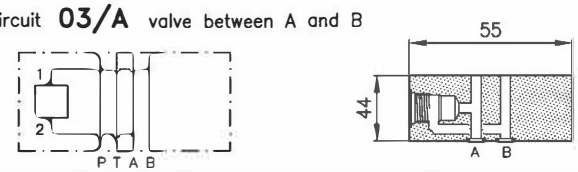	**20 CFT 03/A** (Page 13.340)	S 20/2	28 147 268
Circuit **08** pressure reducing valve on A 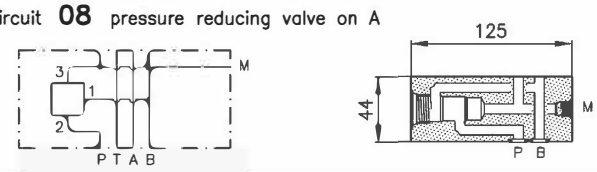	**30 CFT 08**	S 30/3	38 147 246
Circuit **09** pressure reducing valve on B 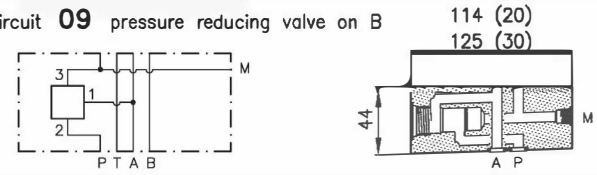	**20 CFT 09**	S 20/3	28 147 244
	30 CFT 09	S 30/3	38 147 247
Circuit **25** overcenter on A and B 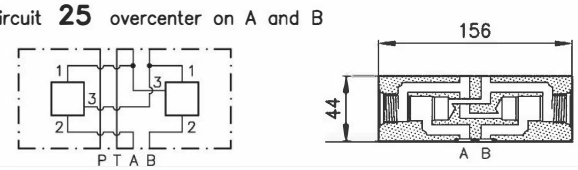	**30 CFT 25**	S 30/3	38 147 245
Circuit **25R** overcenter on A and B 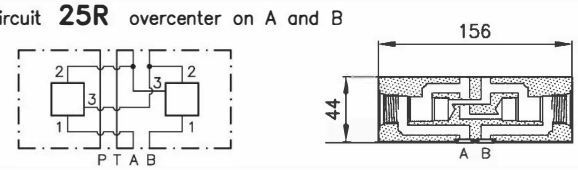	**30 CFT 25R**	S 30/3	38 147 270
Circuit **26** overcenter on A 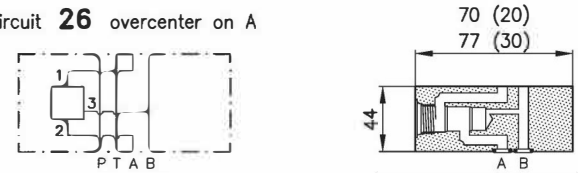	**20 CFT 26**	S 20/3	28 147 248
	30 CFT 26	S 30/3	38 147 248

13_002

13

SANDWICH BODIES FOR CONCATENATED ASSEMBLING
CFT series (CETOP R35 H-4.2-4-03)

It is a series of blocks for sandwich assembling on connection surface CETOP R35 H-4.2-4-03, available in several executions for two or three way valves in size 20 and 30, they offer a wide range of uses.
Here are rappresented the standard version without the respective valves, which may be supplied separately.

A and B line regulation and interception.

Connecting scheme	Type	Valve cavity	Ordering code
Circuit **26R** overcenter on A 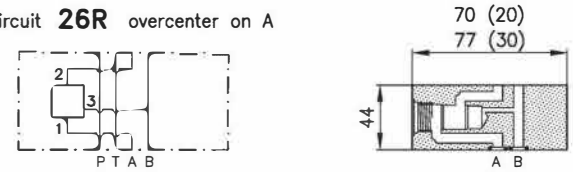	**20 CFT 26R** (Page 13.360)	S 20/3	28 147 271
	30 CFT 26R	S 30/3	38 147 271
Circuit **27** overcenter on B 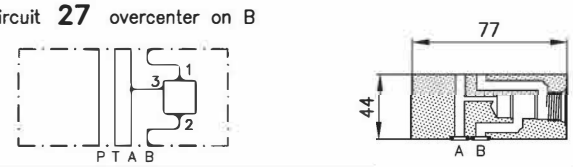	**30 CFT 27**	S 30/3	38 147 265
Circuit **32** valve on pipe B (1-2) 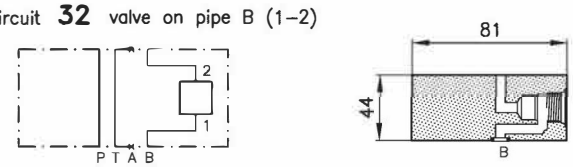	**30 CFT 32**	S 30/2	38 147 251
Circuit **32/A** valve on pipe A (1-2) 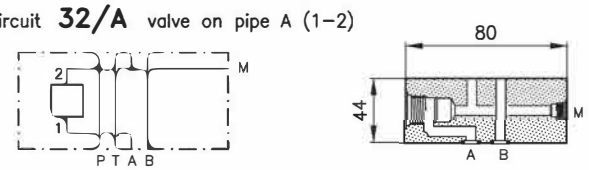	**30 CFT 32/A**	S 30/2	38 147 258
Circuit **33** valves on pipe A and B (1-2) 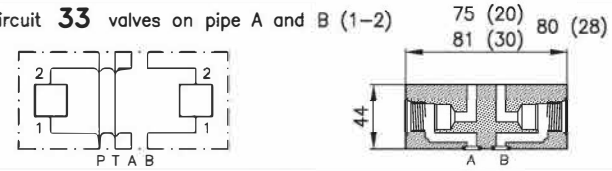	**20 CFT 33**	S 20/2	28 147 249
	28 CFT 33	S 28/2	28 147 299
	30 CFT 33	S 30/2	38 147 249
Circuit **34** valves on pipe A and B (2-1) 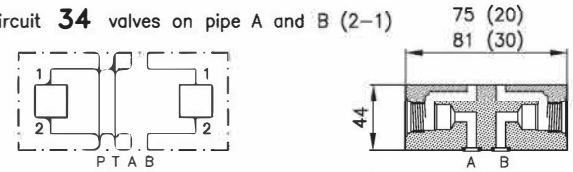	**20 CFT 34**	S 20/2	28 147 253
	30 CFT 34	S 30/2	38 147 253
Circuit **18A** valves on pipe A 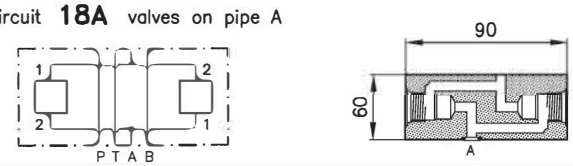	**20 CFT 18A**	S 20/2	28 147 254
Circuit **18B** valves on pipe B 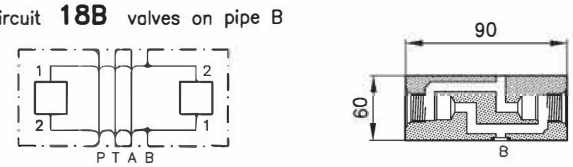	**20 CFT 18B**	S 20/2	28 147 256

13

13_003

Hidráulica Rogimar, S.A.
Francesc Layret, 6 Nave 5 .. 08750 - Molins de Rei - Barcelona
+34 93 473 57 70 / info@hidraulicarogimar.com / www.hidraulicarogimar.com

It is a series of blocks for sandwich assembling on connection surface CETOP R35 H-4.2-4-03, available in several executions for two or three way valves in size 20 and 30, they offer a wide range of uses.
Here are rappresented the standard version without the respective valves, which may be supplied separately.

A and B line regulation and interception.

Connecting scheme	Type	Valve cavity	Ordering code
Circuit **57** pilot operated check valves 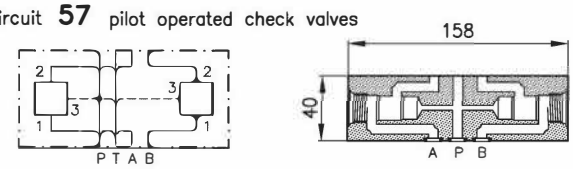	**30 CFT 57/P**	S 30/3	38 147 266
Circuit **57** pilot operated check valves 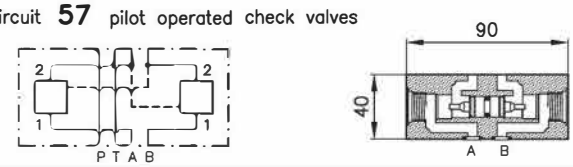	**20 CFT 57** (Page 13.400)	S 20/2	28 147 255
Circuit **57** pilot operated check valve on A or on B	**20 CFT 57/A**	S 20/2	
	20 CFT 57/B	S 20/2	
Circuit **86** manometers or pressure switches on A and B 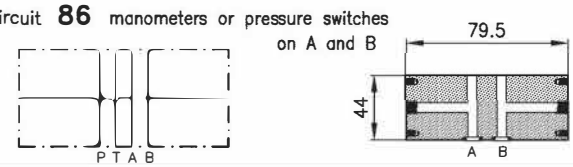	**30 CFT 86M**	G 1/4	38 147 298
	30 CFT 86	M 5 (n.4 ø44)	38 147 299

Cover Plates

Connecting scheme	Type	Valve cavity	Ordering code
Circuit **CFTP 3A** valve between A-P and T 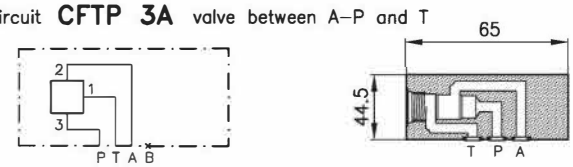	**30 CFTP 3A** (Page 13.200)	S 30/3	38 147 250
Circuit **CFTP 3P** valve between A-B and P 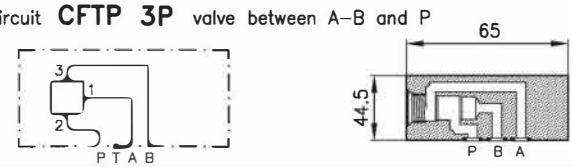	**30 CFTP 3P** (Page 13.201)	S 30/3	38 147 260

Hidráulica Rogimar, S.A.
Francesc Layret, 6 Nave 5 .. 08750 - Molins de Rei - Barcelona
+34 93 473 57 70 / info@hidraulicarogimar.com / www.hidraulicarogimar.com

FLUCOM ITALY

SOLENOID VALVES THREE WAY

SANDWICH BODIES CETOP 03 **30–CFTP 3A**

13.200

01.10

Schema

ECD 30/3204–CFTP 3A

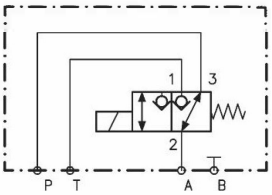

Valve (For features see catalogue 08.100)		ECD 30/3204
Cavity (For dimensions see catalogue 17.000)		S 30/3
Max. flow	(l/min.)	25
Max. pressure	(bar)	210
Fluid viscosity range	(cSt)	2.8 – 380
Fluid temperature range	(°C)	–20 +80
Mass (aluminium body only)	(kg)	0.360
Hydraulic fluid; mineral oil HM and HV ISO 6074		
Recommended filtration; 19/15 ISO 4466 (25 μ absolutes)		
Standard seals in Polyurethane and Buna N		
Standard body in aluminium		

Dimensions

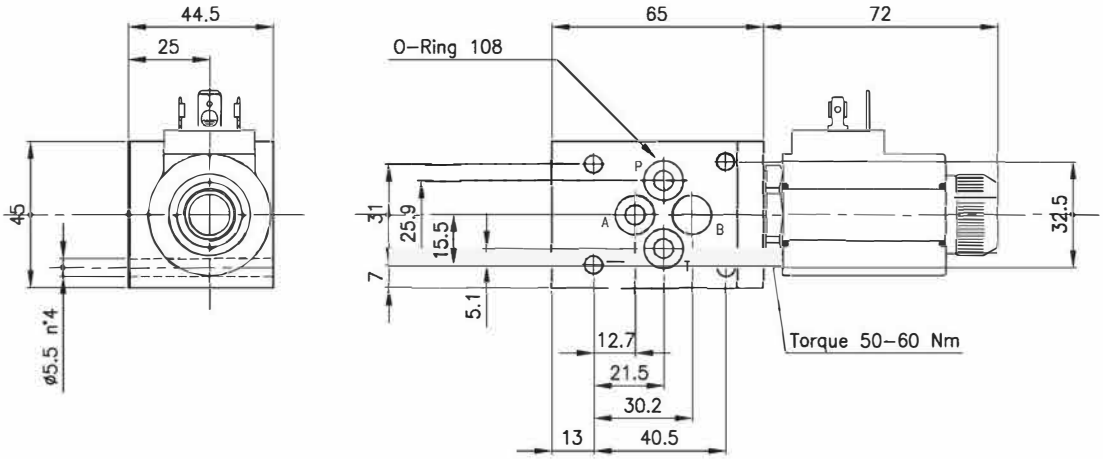

Versions

30–CFTP 3A

Size

Version

Body:

30–CFTP 3A 38 147 250

13_200

Hidráulica Rogimar, S.A.
Francesc Layret, 6 Nave 5 .. 08750 - Molins de Rei - Barcelona
+34 93 473 57 70 / info@hidraulicarogimar.com / www.hidraulicarogimar.com

FLUCOM ITALY

SOLENOID VALVES THREE WAY

SANDWICH BODIES CETOP 03

30–CFTP 3P

13.201

01.13

Schema

ETD 30/3203–CFTP 3P

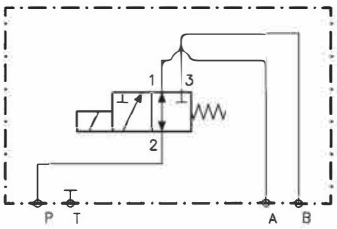

Valve (For features see catalogue 09.050)		ETD 30/3203
Cavity (For dimensions see catalogue 17.000)		S 30/3
Max. flow	(l/min.)	30
Max. pressure	(bar)	210
Fluid viscosity range	(cSt)	2.8 – 380
Fluid temperature range	(°C)	–20 +80
Mass (aluminium body only)	(kg)	0.360
Hydraulic fluid; mineral oil HM and HV ISO 6074		
Recommended filtration; 19/15 ISO 4466 (25 μ absolutes)		
Standard seals in Polyurethane and Buna N		
Standard body in aluminium		

Dimensions

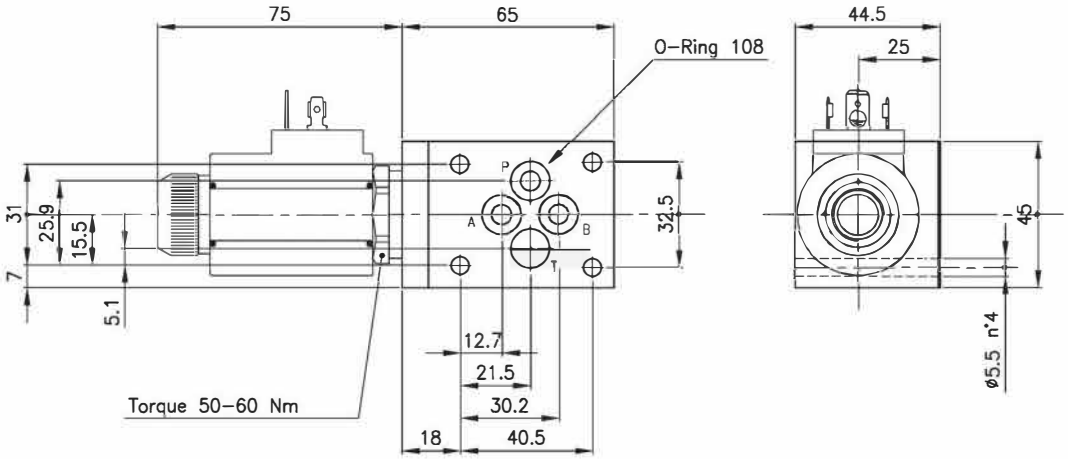

Versions

30–CFTP 3P

Size

Version

Body:

30–CFTP 3P 38 147 260

13_201

Hidráulica Rogimar, S.A.
Francesc Layret, 6 Nave 5 .. 08750 - Molins de Rei - Barcelona
+34 93 473 57 70 / info@hidraulicarogimar.com / www.hidraulicarogimar.com

FLUCOM ITALY

VALVE between A and B

SANDWICH BODIES CETOP 03 **20–CFT 03/A**

13.340

01.10

Schema

CCE 20/B05–CFT 03/A

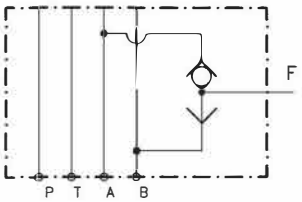

Valve (For features see catalogue 05.320)		CCE 20/B05
Cavity (For dimensions see catalogue 17.000)		S 20/2
Max. flow	(l/min.)	12
Max. pressure	(bar)	210
Fluid viscosity range	(cSt)	2.8 – 380
Fluid temperature range	(°C)	–20 +80
Mass (aluminium body only)	(kg)	0.300
Hydraulic fluid; mineral oil HM and HV		ISO 6074
Recommended filtration; 19/15 ISO 4466 (25 μ absolutes)		
Standard seals in Polyurethane and Buna N		
Standard body in aluminium		

Dimensions

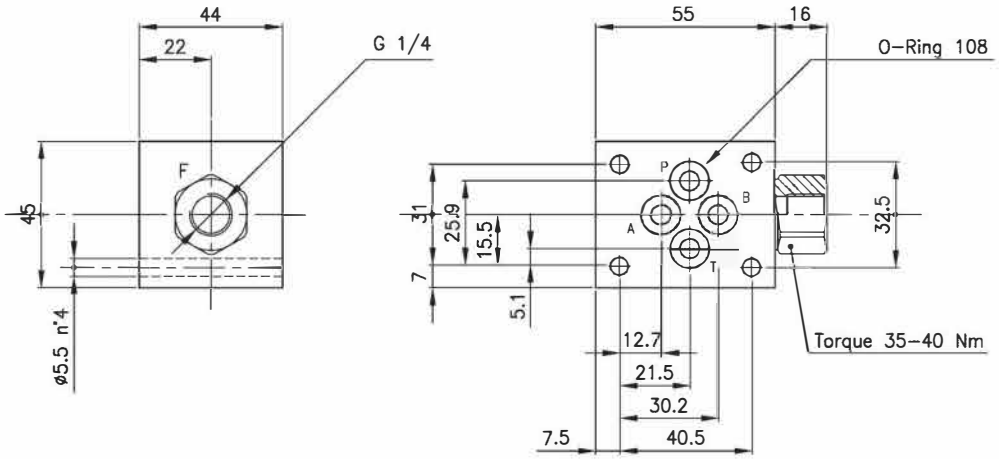

Versions

20–CFT 03/A

Size

Version

Body:

20–CFT 03/A 28 147 268

13_340

Hidráulica Rogimar, S.A.
Francesc Layret, 6 Nave 5 .. 08750 - Molins de Rei - Barcelona
+34 93 473 57 70 / info@hidraulicarogimar.com / www.hidraulicarogimar.com

FLUCOM ITALY

VALVES THREE WAY on A–B–T (Floating System)

SANDWICH BODIES CETOP 03

30–CFT 65

13.350

01.15

Schema

ETD 30/3214

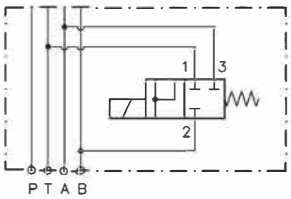

Valve	ETD 30/3214 (See catalogue 09.001)	
Cavity (For dimensions see catalogue 17.000)		S 30/3
Max. flow	(l/min.)	25
Max. pressure	(bar)	210
Fluid viscosity range	(cSt)	2.8 – 380
Fluid temperature range	(°C)	–20 +80
Mass (aluminium body only)	(kg)	0.410
Hydraulic fluid; mineral oil HM and HV		ISO 6074
Recommended filtration; 19/15 ISO 4466 (25 μ absolutes)		
Standard seals in Polyurethane and Buna N		
Standard body in aluminium		

Dimensions

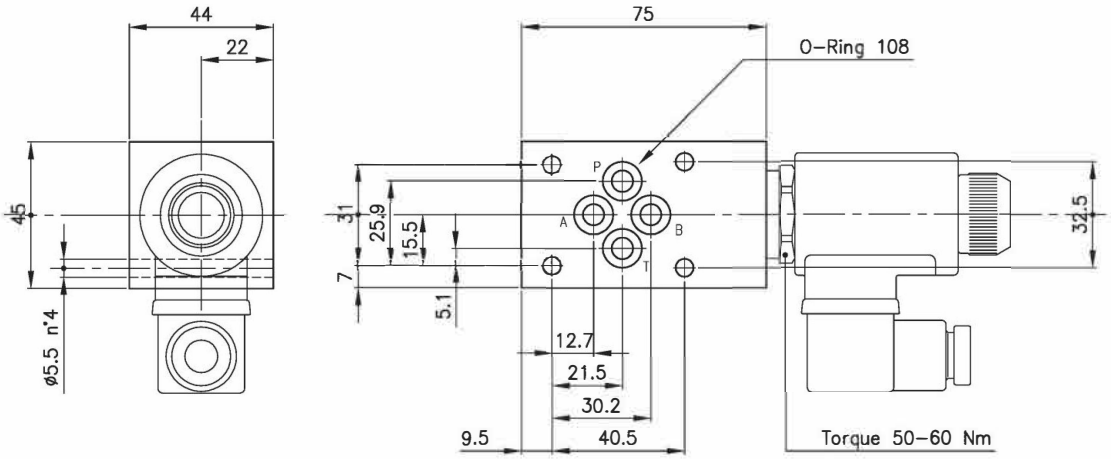

Versions

30–CFT 65

Size

Version

Body:

30–CFT 65 38 147 267

13_350

Hidráulica Rogimar, S.A.
Francesc Layret, 6 Nave 5 .. 08750 - Molins de Rei - Barcelona
+34 93 473 57 70 / info@hidraulicarogimar.com / www.hidraulicarogimar.com

FLUCOM ITALY

VALVES on P (High/Low)

SANDWICH BODIES CETOP 03

30–CFT 17

13.355

01.15

Schema

RLY 30/..–CFT 17

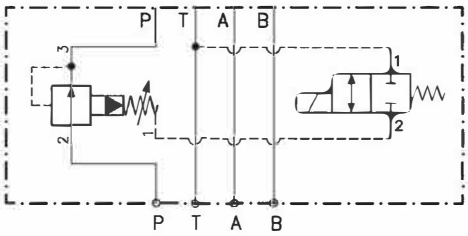

Valves	(For features see catalogue 03.030)	RLY 30
	(For features see catalogue 09.010)	ETD 20
Cavity	(For dimensions see catalogue 17.000)	S 30/3
		S 20/2
Max. flow	(l/min.)	40
Max. pressure	(bar)	210
Fluid viscosity range	(cSt)	2.8 – 380
Fluid temperature range	(°C)	–20 +80
Mass (aluminium body only)	(kg)	0.750

Hydraulic fluid; mineral oil HM and HV ISO 6074

Recommended filtration; 19/15 ISO 4466 (25 μ absolutes)

Standard seals in Polyurethane and Buna N

Standard body in aluminium

Dimensions

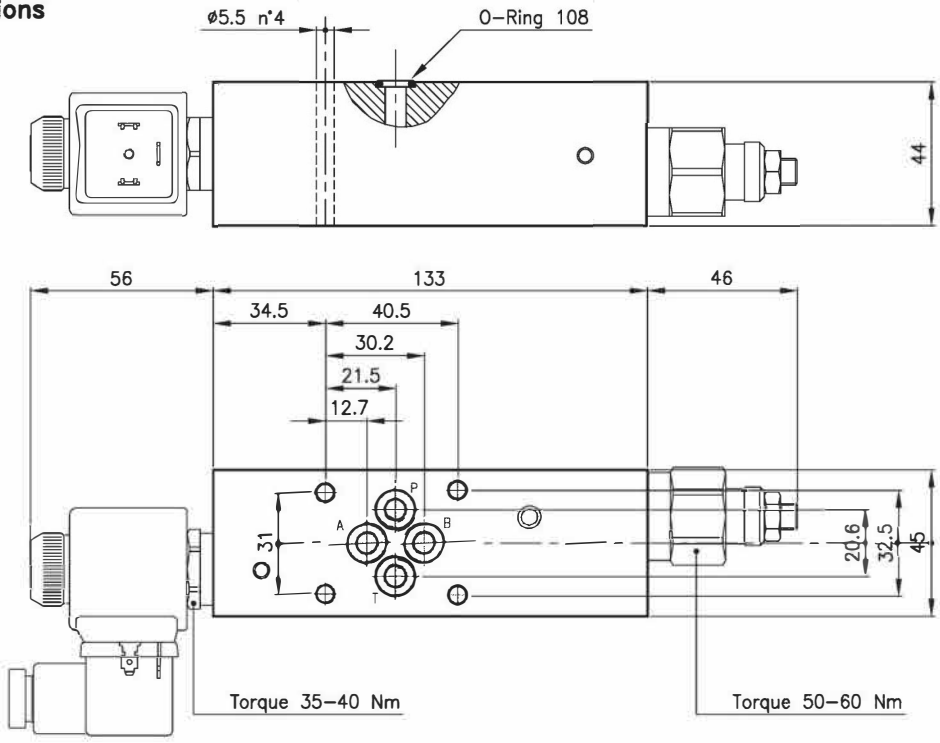

Versions

30–CFT 17

Size

Version

Body:

30–CFT 17 38 147 268

13_355

Hidráulica Rogimar, S.A.
Francesc Layret, 6 Nave 5 .. 08750 - Molins de Rei - Barcelona
+34 93 473 57 70 / info@hidraulicarogimar.com / www.hidraulicarogimar.com

FLUCOM ITALY

VALVES THREE WAY on A

SANDWICH BODIES CETOP 03

20–CFT 26R

13.360

01.10

Schema

CAP 20/..–CFT 26R

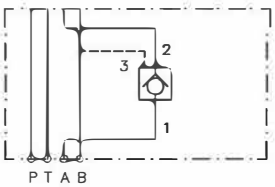

CMB 20/..–CFT 26R

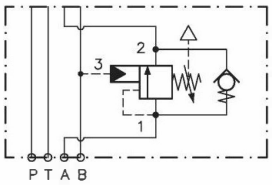

Valve	(For features see catalogue 05.100)	CAP 20
	(For features see catalogue 07.090)	CMB 20
Cavity	(For dimensions see catalogue 17.000)	S 20/3
Max. flow	(l/min.)	25
Max. pressure	(bar)	210
Fluid viscosity range	(cSt)	2.8 – 380
Fluid temperature range	(°C)	–20 +80
Mass (aluminium body only)	(kg)	0.380
Hydraulic fluid; mineral oil HM and HV		ISO 6074
Recommended filtration; 19/15 ISO 4466 (25 μ absolutes)		
Standard seals in Polyurethane and Buna N		
Standard body in aluminium		

Dimensions

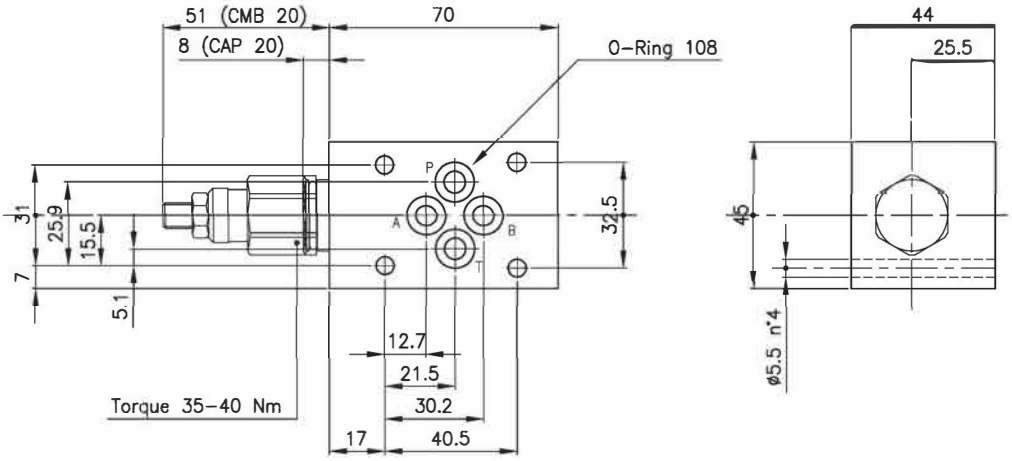

Versions

20–CFT 26R

Size

Version

Body:

20–CFT 26R 28 147 271

13_360

Hidráulica Rogimar, S.A.
Francesc Layret, 6 Nave 5 .. 08750 - Molins de Rei - Barcelona
+34 93 473 57 70 / info@hidraulicarogimar.com / www.hidraulicarogimar.com

FLUCOM ITALY

PILOT OPERATED CHECK VALVES

SANDWICH BODIES CETOP 03 **CAE 20/..–CFT 57**

13.400

01.15

Technical features

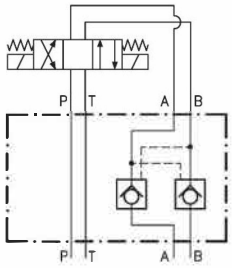

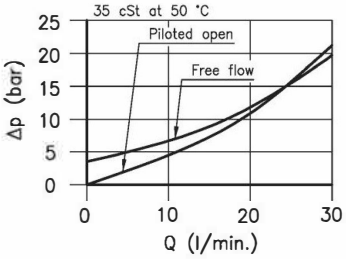

Valves (For features see catalogue 05.050)		CAE 20/M
Max. flow	(l/min.)	30
Max. pressure	(bar)	315
Pilot ratio		5:1
Fluid viscosity range	(cSt)	2.8 – 380
Fluid temperature range	(°C)	–20 +80
Mass (with alluminium body)	(kg)	0.560
Hydraulic fluid; mineral oil HM and HV		ISO 6074
Recommended filtration; 19/15 ISO 4466 (25 μ absolutes)		
Standard seals in Polyurethane and Buna N		
Standard body in alluminium, (on request in cast iron)		

Dimensions

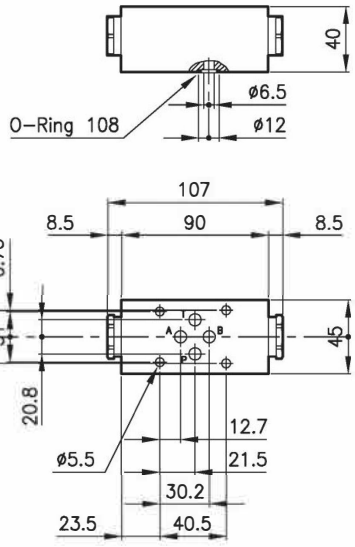

Ordering informations

CAE 20/M–CFT 57

Valves type

Standard spring
M = 3.5 bar

Version

Codes:

CAE 20/M–CFT 57 22 011 117

Body:

20–CFT 57 28 147 255

13_400

Hidráulica Rogimar, S.A.
Francesc Layret, 6 Nave 5 .. 08750 - Molins de Rei - Barcelona
+34 93 473 57 70 / info@hidraulicarogimar.com / www.hidraulicarogimar.com

FLUCOM ITALY

MULTIPLE PLATE FOR SOLENOID VALVES
CETOP 03 — CMT 30–P1–B06/..

13.800

01.15

Technical features

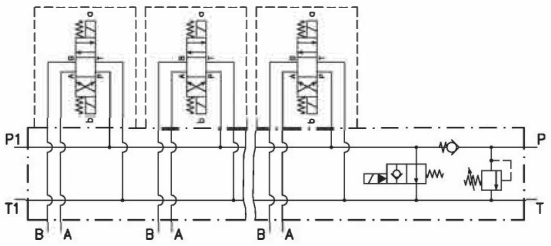

These are basic modular plates paralleling connected for solenoid valve provided with a connection surface CETOP R35 H–4.2–4–03.
Standard version in alluminium (max. pressure 315 bar). On request available also in steel.
The plates CMT 30–P1 show n° 3 cavities S 30/2 and are arranged for assembling check valve, unloading solenoid valve and pressure relief valve of the Series 30.
The cartridge valves Series 30 are to be ordered separately.

Dimensions

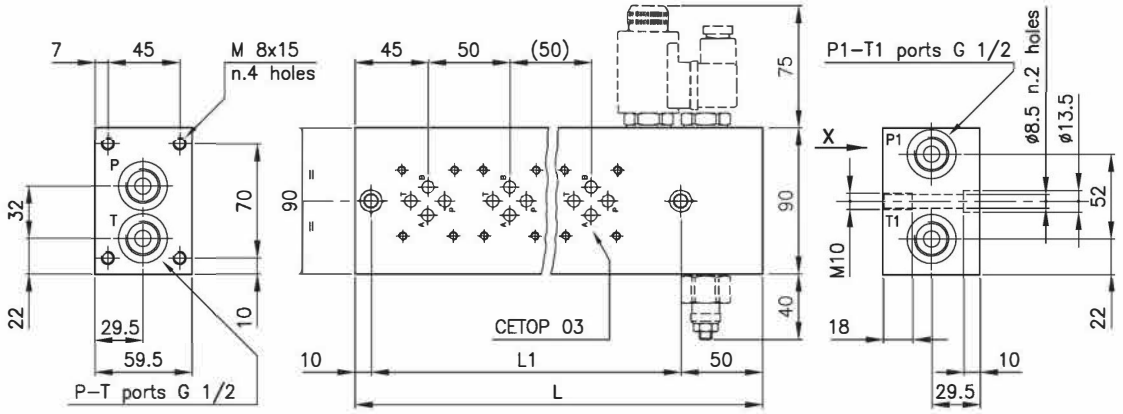

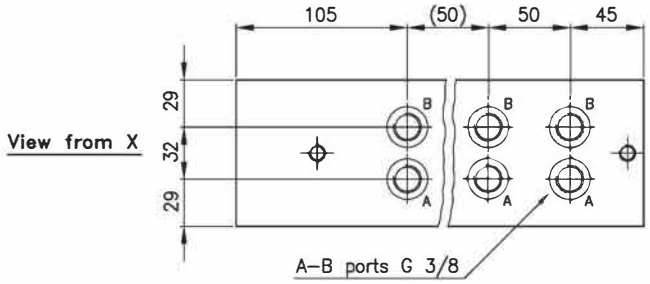

View from X

Type	L	L1
CMT 30–P1–B06/2	200	140
CMT 30–P1–B06/3	250	190
CMT 30–P1–B06/4	300	240
CMT 30–P1–B06/5	350	290
CMT 30–P1–B06/6	400	340
CMT 30–P1–B06/7	450	390
CMT 30–P1–B06/8	500	440

Ordering informations

CMT 30–P1–B06/3

Valves type

Parallel connection
(Pre–arrangement for pressure relief valve, unloading solenoid valve and check valve)

A e B ports
B06 = G 3/8

Sections number

Codes:

CMT 30–P1–B06/2	38 144 157
CMT 30–P1–B06/3	38 144 158
CMT 30–P1–B06/4	38 144 159
CMT 30–P1–B06/5	38 144 160
CMT 30–P1–B06/6	38 144 161
CMT 30–P1–B06/7	38 144 162
CMT 30–P1–B06/8	38 144 163

13_800

Hidráulica Rogimar, S.A.
Francesc Layret, 6 Nave 5 .. 08750 - Molins de Rei - Barcelona
+34 93 473 57 70 / info@hidraulicarogimar.com / www.hidraulicarogimar.com

FLUCOM ITALY

MULTIPLE PLATE FOR SOLENOID VALVES
CETOP 03 — CMT 30–P2–B06/..

13.801

01.15

Technical features

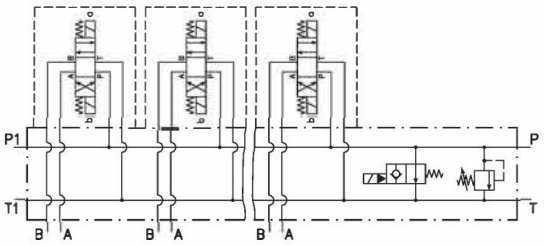

These are basic modular plates paralleling connected for solenoid valve provided with a connection surface CETOP R35 H–4.2–4–03.
Standard version in alluminium (max. pressure 315 bar). On request available also in steel.
The plates CMT 30–P2 show n° 2 cavities S 30/2 and are arranged for assembling unloading solenoid valve and pressure relief valve of the Series 30.
The cartridge valves Series 30 are to be ordered separately.

Dimensions

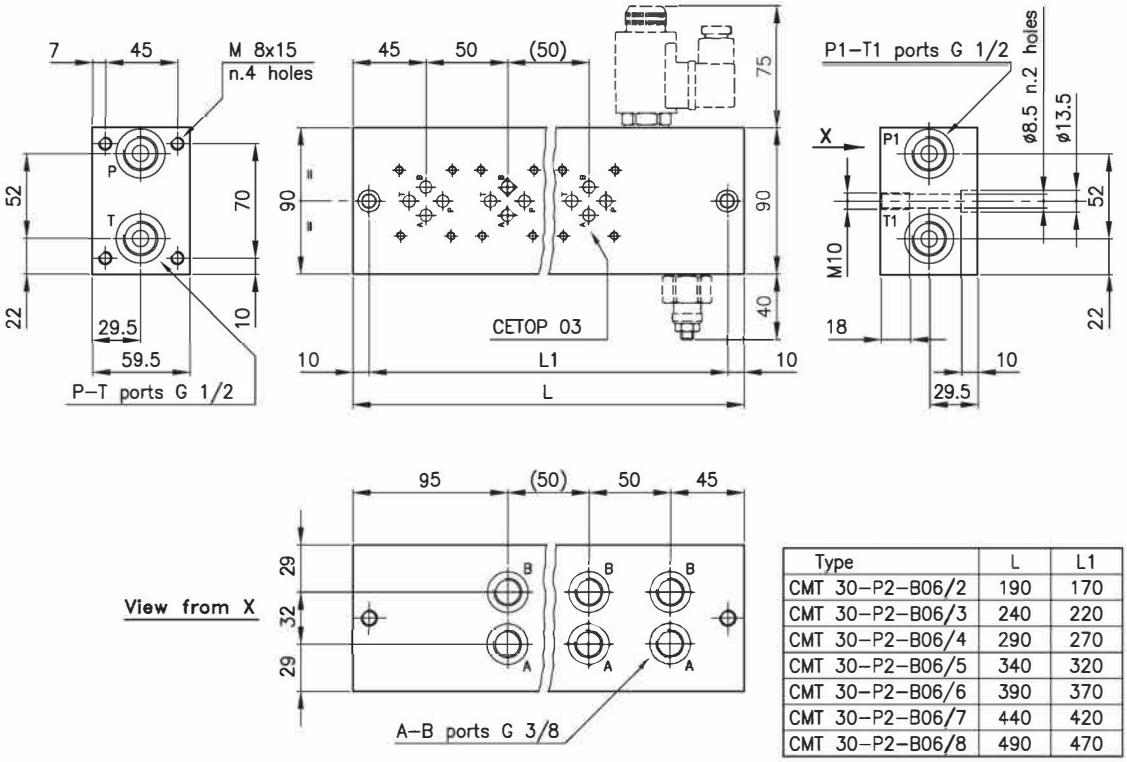

Type	L	L1
CMT 30–P2–B06/2	190	170
CMT 30–P2–B06/3	240	220
CMT 30–P2–B06/4	290	270
CMT 30–P2–B06/5	340	320
CMT 30–P2–B06/6	390	370
CMT 30–P2–B06/7	440	420
CMT 30–P2–B06/8	490	470

Ordering informations

CMT 30–P2–B06/3

Valves type

Parallel connection
(Pre–arrangement for pressure relief valve and unloading solenoid valve)

A e B ports
B06 = G 3/8

Sections number

Codes:

CMT 30–P2–B06/2	38 144 164
CMT 30–P2–B06/3	38 144 165
CMT 30–P2–B06/4	38 144 166
CMT 30–P2–B06/5	38 144 167
CMT 30–P2–B06/6	38 144 168
CMT 30–P2–B06/7	38 144 169
CMT 30–P2–B06/8	38 144 170

13_801

Hidráulica Rogimar, S.A.
Francesc Layret, 6 Nave 5 .. 08750 - Molins de Rei - Barcelona
+34 93 473 57 70 / info@hidraulicarogimar.com / www.hidraulicarogimar.com

FLUCOM ITALY

MULTIPLE PLATE FOR SOLENOID VALVES

CETOP 03 **CMT 30–P3–B06/..**

13.802

01.15

Technical features

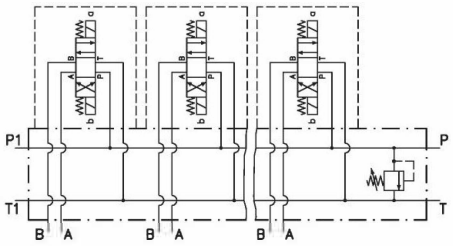

These are basic modular plates paralleling connected for solenoid valve provided with a connection surface CETOP R35 H–4.2–4–03.
Standard version in alluminium (max. pressure 315 bar). On request available also in steel.
The plates CMT 30–P3 show n° 1 cavities S 30/2 and are arranged for assembling e pressure relief valve of the Series 30.
The cartridge valves Series 30 are to be ordered separately.

Dimensions

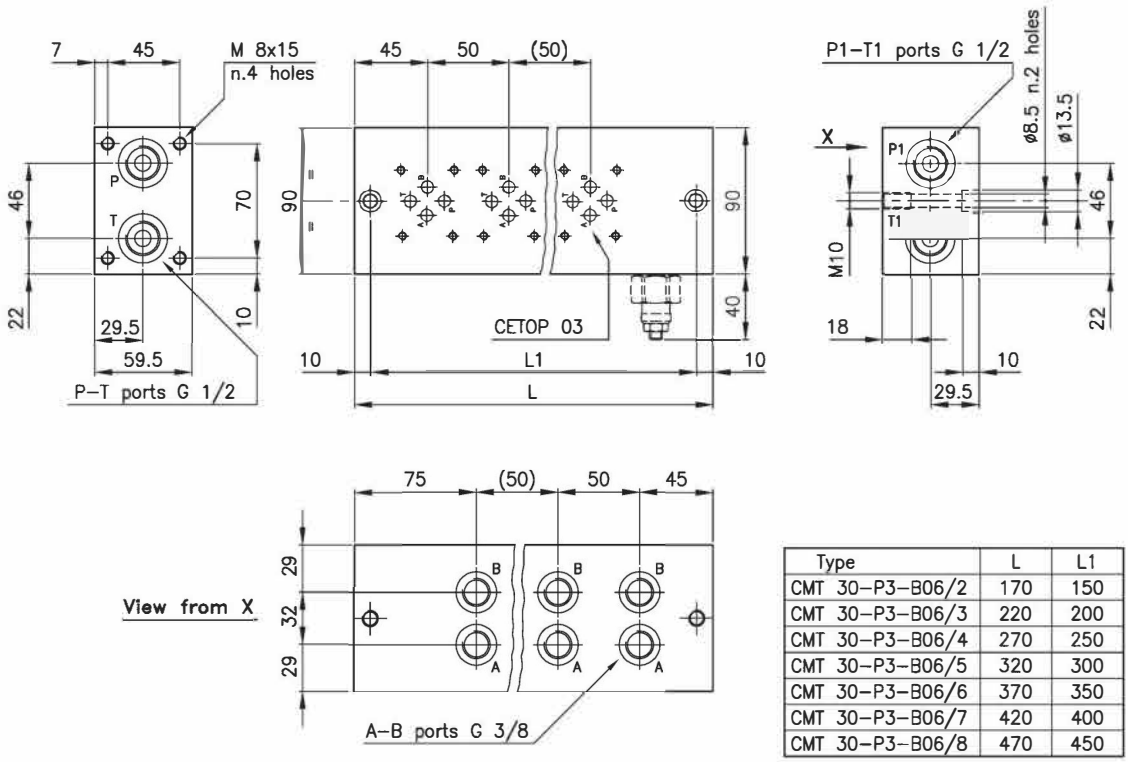

Type	L	L1
CMT 30–P3–B06/2	170	150
CMT 30–P3–B06/3	220	200
CMT 30–P3–B06/4	270	250
CMT 30–P3–B06/5	320	300
CMT 30–P3–B06/6	370	350
CMT 30–P3–B06/7	420	400
CMT 30–P3–B06/8	470	450

Ordering informations

CMT 30–P3–B06/3

Valves type

Parallel connection
(Pre–arrangement for pressure relief valve)

A e B ports
B06 = G 3/8

Sections number

Codes:

CMT 30–P3–B06/2	38 144 171
CMT 30–P3–B06/3	38 144 172
CMT 30–P3–B06/4	38 144 173
CMT 30–P3–B06/5	38 144 174
CMT 30–P3–B06/6	38 144 175
CMT 30–P3–B06/7	38 144 176
CMT 30–P3–B06/8	38 144 177

13_802

Hidráulica Rogimar, S.A.
Francesc Layret, 6 Nave 5 .. 08750 - Molins de Rei - Barcelona
+34 93 473 57 70 / info@hidraulicarogimar.com / www.hidraulicarogimar.com

FLUCOM ITALY

MULTIPLE PLATE FOR SOLENOID VALVES
CETOP 03 — CMT 30–P0–B06/..

13.805

01.01

Technical features

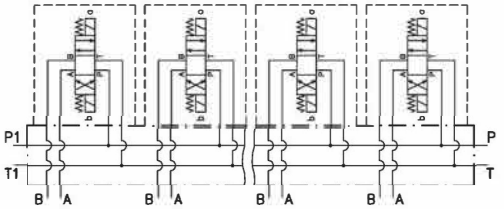

These are basic modular plates paralleling connected for solenoid valve provided with a connection surface CETOP R35 H–4.2–4–03.
Standard version in alluminium (max. pressure 315 bar).
On request available also in steel.

Dimensions

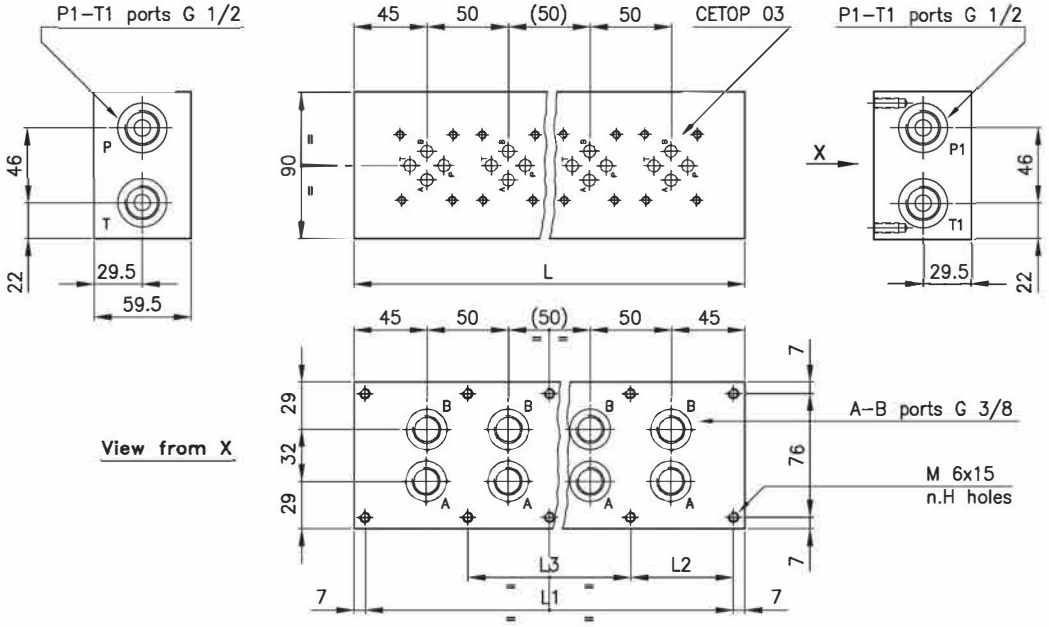

Type	L	H	L1
CMT 30–P0–B06/2	140	4	126
CMT 30–P0–B06/3	190	4	176
CMT 30–P0–B06/4	240	4	226
CMT 30–P0–B06/5	290	4	276

Type	L	H	L1	L2	L3
CMT 30–P0–B06/6	340	6	326	/	/
CMT 30–P0–B06/7	390	8	376	113	150
CMT 30–P0–B06/8	440	8	426	113	200
CMT 30–P0–B06/10	540	8	526	163	200

Ordering informations

CMT 30–P0–B06/5

- Valves type
- Parallel connection
- A e B ports
  B06 = G 3/8
- Sections number

Codes:

CMT 30–P0–B06/2	38 144 183
CMT 30–P0–B06/3	38 144 184
CMT 30–P0–B06/4	38 144 185
CMT 30–P0–B06/5	38 144 186
CMT 30–P0–B06/6	38 144 187
CMT 30–P0–B06/7	38 144 188
CMT 30–P0–B06/8	38 144 189
CMT 30–P0–B06/10	38 144 190

13_805

Hidráulica Rogimar, S.A.
Francesc Layret, 6 Nave 5 .. 08750 - Molins de Rei - Barcelona
+34 93 473 57 70 / info@hidraulicarogimar.com / www.hidraulicarogimar.com

FLUCOM ITALY

MULTIPLE PLATE FOR SOLENOID VALVES
CETOP 03 P06–MP 38/..

13.820

01.10

Technical features

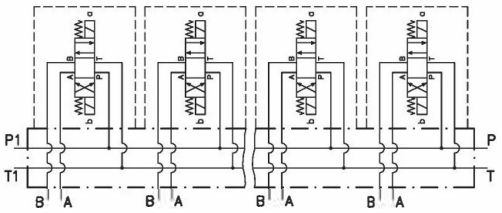

These are basic modular plates paralleling connected for solenoid valve provided with a connection surface CETOP R35 H–4.2–4–03.
Standard version in alluminium (max. pressure 315 bar).
On request available also in steel.

Dimensions

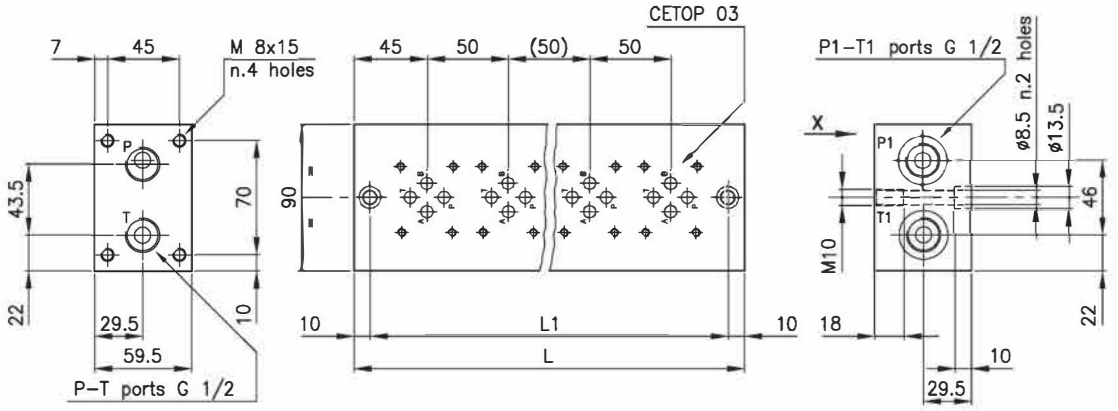

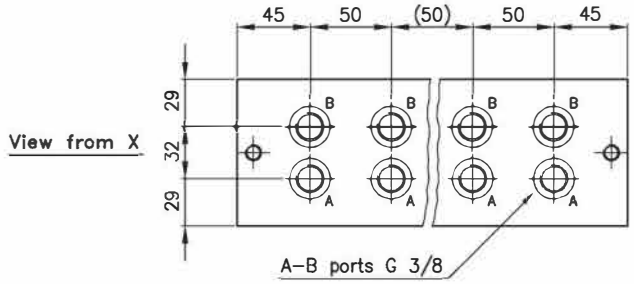

Type	L	L1
P06–MP 38/1	90	70
P06–MP 38/2	140	120
P06–MP 38/3	190	170
P06–MP 38/4	240	220
P06–MP 38/5	290	270
P06–MP 38/6	340	320
P06–MP 38/7	390	370
P06–MP 38/8	440	420
P06–MP 38/9	490	470

Ordering informations

P06–MP 38/4

- Valves type
- Parallel connection
- A e B ports
  38 = G 3/8
- Sections number

Codes:

P06–MP 38/1	38 144 205
P06–MP 38/2	38 144 150
P06–MP 38/3	38 144 151
P06–MP 38/4	38 144 152
P06–MP 38/5	38 144 153
P06–MP 38/6	38 144 154
P06–MP 38/7	38 144 155
P06–MP 38/8	38 144 156
P06–MP 38/9	38 144 237

13_820

Hidráulica Rogimar, S.A.
Francesc Layret, 6 Nave 5 .. 08750 - Molins de Rei - Barcelona
+34 93 473 57 70 / info@hidraulicarogimar.com / www.hidraulicarogimar.com

FLUCOM ITALY

MULTIPLE PLATE FOR SOLENOID VALVES
CETOP 03 **CML 30–P0–B06/..**

13.830

01.07

Technical features

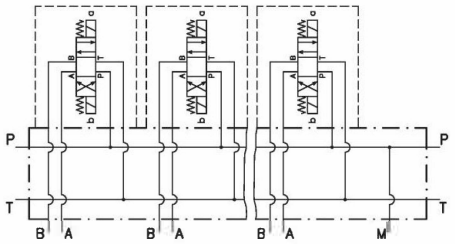

These are basic modular plates paralleling connected for solenoid valve provided with a connection surface CETOP R35 H–4.2–4–03.
Standard version in alluminium (max. pressure 315 bar).
On request available also in steel.

Dimensions

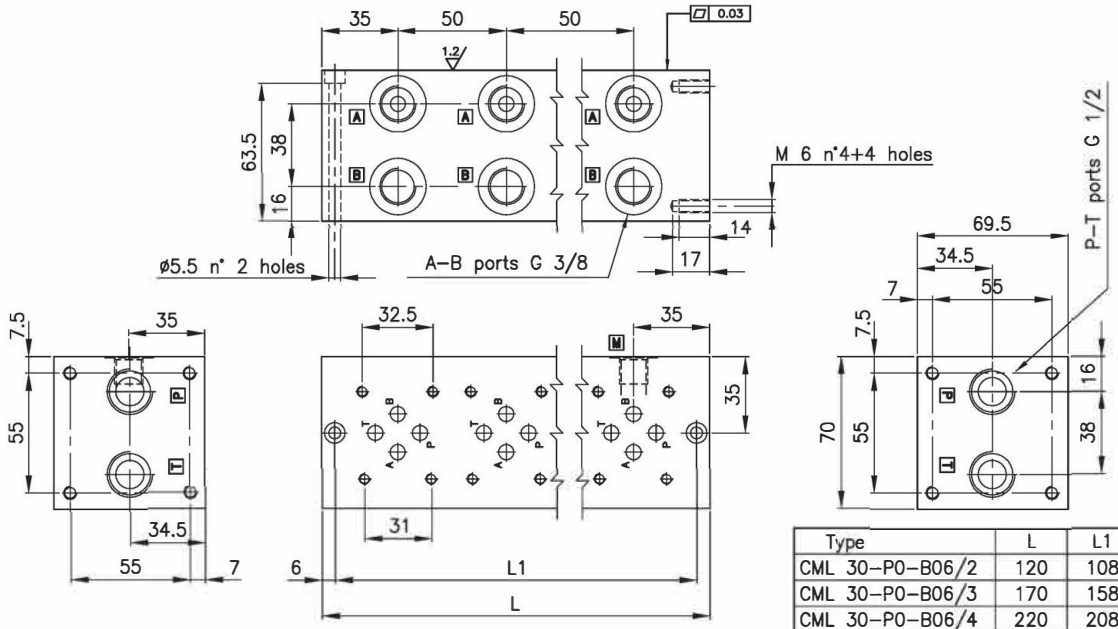

Type	L	L1
CML 30–P0–B06/2	120	108
CML 30–P0–B06/3	170	158
CML 30–P0–B06/4	220	208
CML 30–P0–B06/5	270	258
CML 30–P0–B06/6	320	308
CML 30–P0–B06/7	370	358
CML 30–P0–B06/8	420	408
CML 30–P0–B06/9	470	458
CML 30–P0–B06/10	520	508

Ordering informations

CML 30–P0–B06/3

Valves type

Parallel connection

A e B ports
B06 = G 3/8

Sections number

Codes:

CML 30–P0–B06/2	38 144 212
CML 30–P0–B06/3	38 144 213
CML 30–P0–B06/4	38 144 214
CML 30–P0–B06/5	38 144 215
CML 30–P0–B06/6	38 144 216
CML 30–P0–B06/7	38 144 217
CML 30–P0–B06/8	38 144 218
CML 30–P0–B06/9	38 144 219
CML 30–P0–B06/10	38 144 220

13_830

Hidráulica Rogimar, S.A.
Francesc Layret, 6 Nave 5 .. 08750 - Molins de Rei - Barcelona
+34 93 473 57 70 / info@hidraulicarogimar.com / www.hidraulicarogimar.com

FLUCOM ITALY

MULTIPLE PLATE FOR SOLENOID VALVES
CETOP 03 **CML 30–P3–B06/..**

13.832

01.07

Technical features

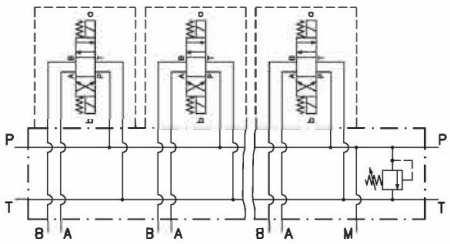

These are basic modular plates paralleling connected for solenoid valve provided with a connection surface CETOP R35 H–4.2–4–03.
Standard version in alluminium (max. pressure 315 bar). On request available also in steel.
The plates CML 30–P3 show n° 1 cavities S 30/2 and are arranged for assembling e pressure relief valve of the Series 30.
The cartridge valves Series 30 are to be ordered separately.

Dimensions

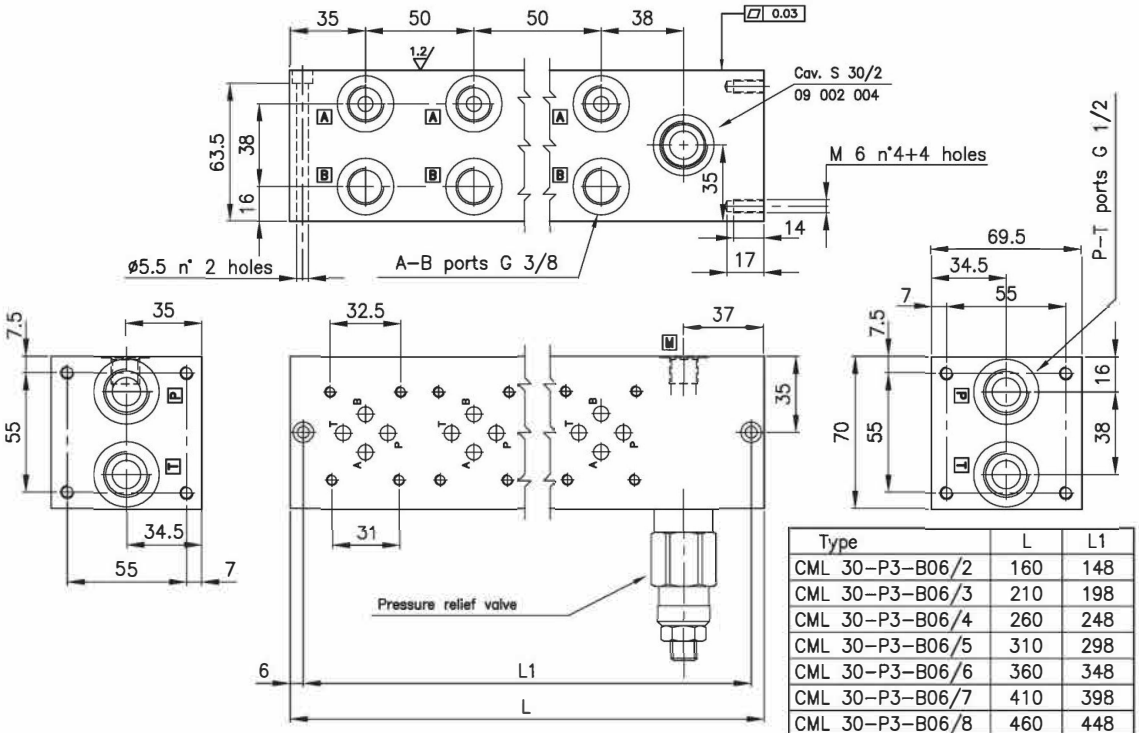

Type	L	L1
CML 30–P3–B06/2	160	148
CML 30–P3–B06/3	210	198
CML 30–P3–B06/4	260	248
CML 30–P3–B06/5	310	298
CML 30–P3–B06/6	360	348
CML 30–P3–B06/7	410	398
CML 30–P3–B06/8	460	448
CML 30–P3–B06/9	510	498
CML 30–P3–B06/10	560	548

Ordering informations

CML 30–P3–B06/3

Valves type

Parallel connection
(Pre–arrangement for pressure relief valve)

A e B ports
B06 = G 3/8

Sections number

Codes:

CML 30–P3–B06/2	38 144 222
CML 30–P3–B06/3	38 144 223
CML 30–P3–B06/4	38 144 224
CML 30–P3–B06/5	38 144 225
CML 30–P3–B06/6	38 144 226
CML 30–P3–B06/7	38 144 227
CML 30–P3–B06/8	38 144 228
CML 30–P3–B06/9	38 144 229
CML 30–P3–B06/10	38 144 230

13_832

Hidráulica Rogimar, S.A.
Francesc Layret, 6 Nave 5 .. 08750 - Molins de Rei - Barcelona
+34 93 473 57 70 / info@hidraulicarogimar.com / www.hidraulicarogimar.com